



ಬೃಹತ್ ಬೆಂಗಳೂರು ಮಹಾನಗರ ಪಾಲಿಕೆ
Bruhat Bengaluru Mahanagara Palike



BBMP COVID-19 WAR ROOM 01.04.2022



OVERVIEW OF COVID-19 IN BENGALURU

CASE TRENDS ACTIVE CASES **1,433**

<u>Confirmed Cases</u>	<u>Recovered Cases</u>	<u>Death Cases</u>
48 17,81,688 #	59 17,63,293 #	0 16,962 #

HOSPITALIZATION **17**

<u>ICU – V</u>	<u>ICU</u>	<u>HDU</u>	<u>General</u>
5	1	4	7

INCLUDES GOVT. QUOTA AND PRIVATE WALK-IN HOSPITALIZATION

VACCINATION **21,333** 1,84,37,075 #

<u>First Dose</u>	<u>Second Dose</u>	<u>Precaution Dose</u>
4,164 93,30,771 #	15,456 87,74,046 #	1,713 3,32,258 #

TRIAGING

MTU
3

ACTIVE CZs

0

TESTING **9,170** 2,96,47,708 #

<u>Positivity : 0.51%</u>	<u>RAT</u>	<u>RTPCR</u>
0.51% <small>*FOR LAST 7 DAYS</small>	708	8,462

Tele Triage
38

Clusters (> 5 cases)
0

: indicates cumulative numbers till date



ABSTRACT OF COVID-19 SCENARIO IN BENGALURU



	MALE			FEMALE			TRANSGENDER			TOTAL		
	Last 24 Hours	Last 7 Days	Cumulative	Last 24 Hours	Last 7 Days	Cumulative	Last 24 Hours	Last 7 Days	Cumulative	Last 24 Hours	Last 7 Days	Cumulative
Positive Cases	36	209	10,53,813	12	116	7,27,684	0	0	191	48	325	17,81,688
Recovered Cases	32	312	10,41,661	27	186	7,21,449	0	0	183	59	498	17,63,293
Death Cases	0	1	10,744	0	2	6,214	0	0	4	0	3	16,962
Total Tests Done	In Last 24 hrs. : 9,170			In last 7 days : 64,020			Cumulative : 2,96,47,708					
Vaccine Doses Administered	In Last 24 hrs. : 21,333			In last 7 days : 1,17,563			Cumulative : 1,84,37,075					
ACTIVE CASES									1,433			

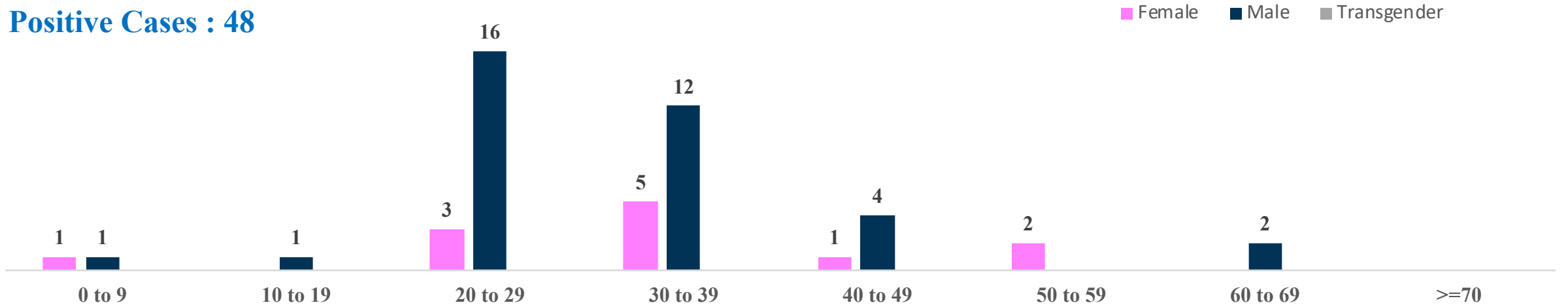
*Covid deaths occurred today : 00 | Covid deaths occurred beyond last 24 hrs., reported today : 00



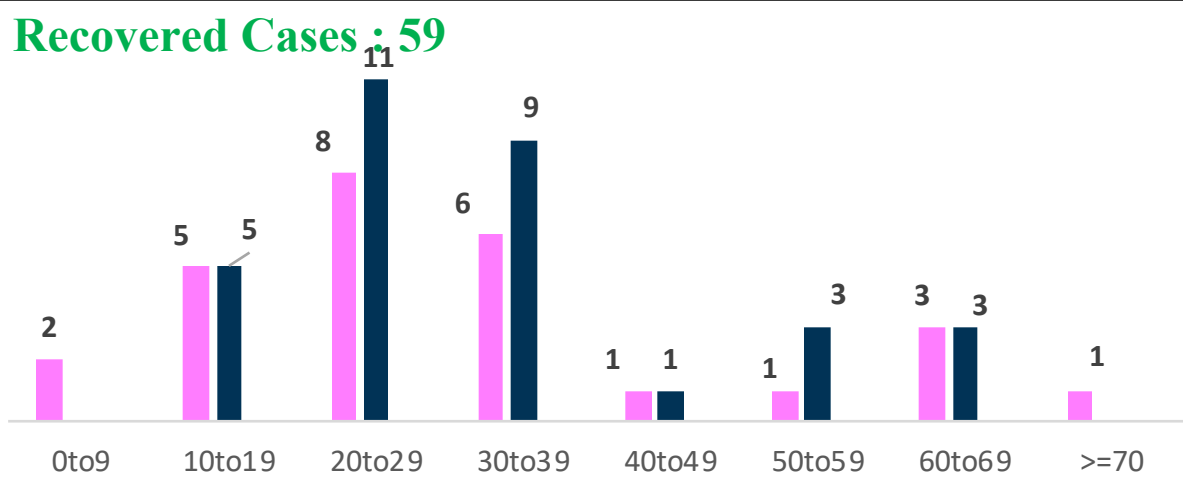
LAST 24 HOURS AGE GROUP AND GENDER WISE DISTRIBUTION



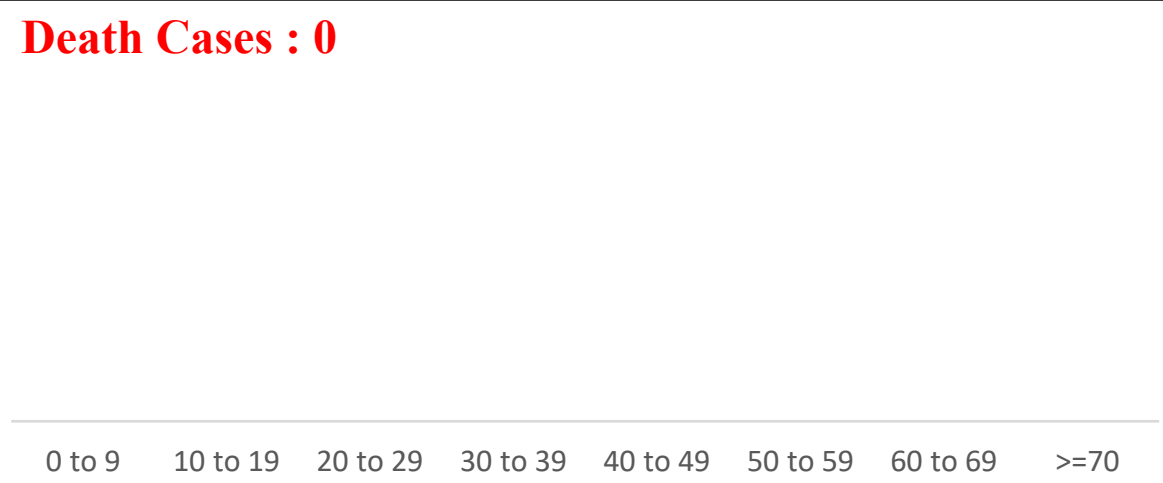
Positive Cases : 48



Recovered Cases : 59

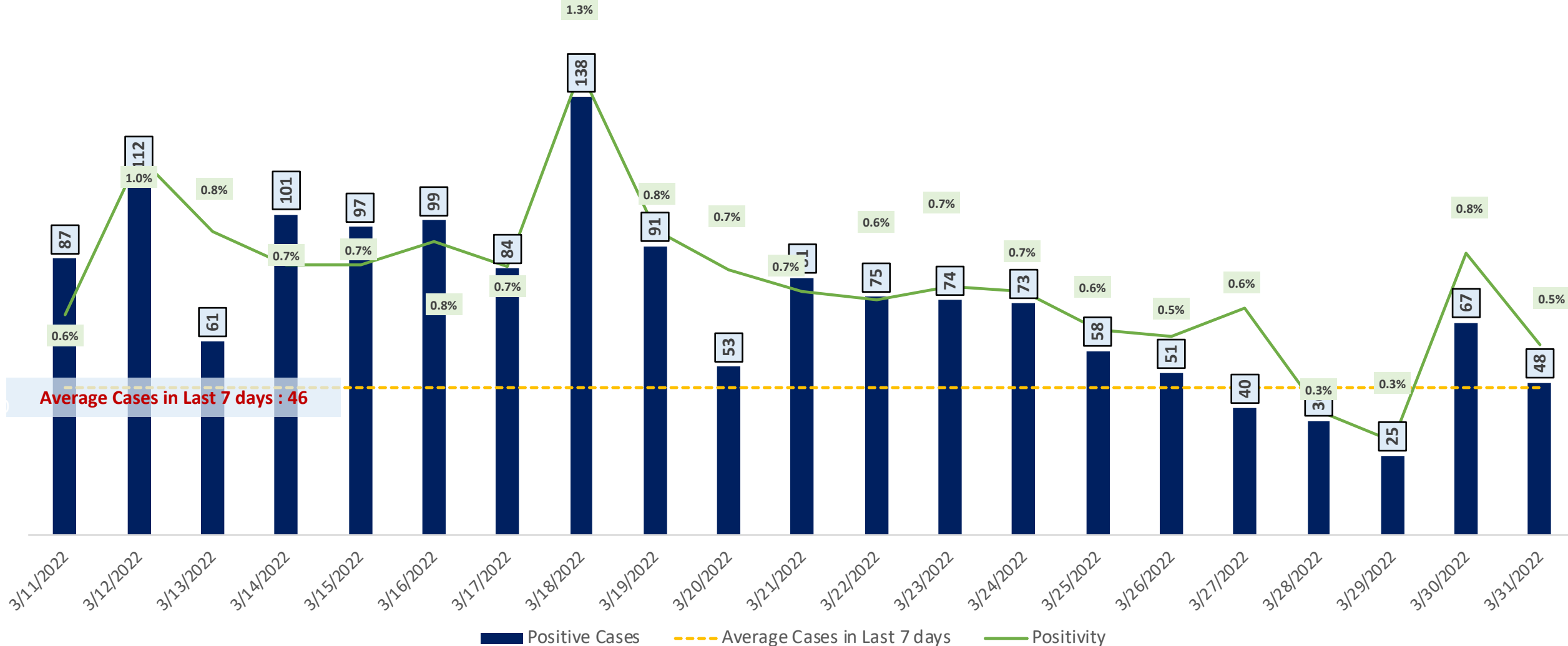


Death Cases : 0



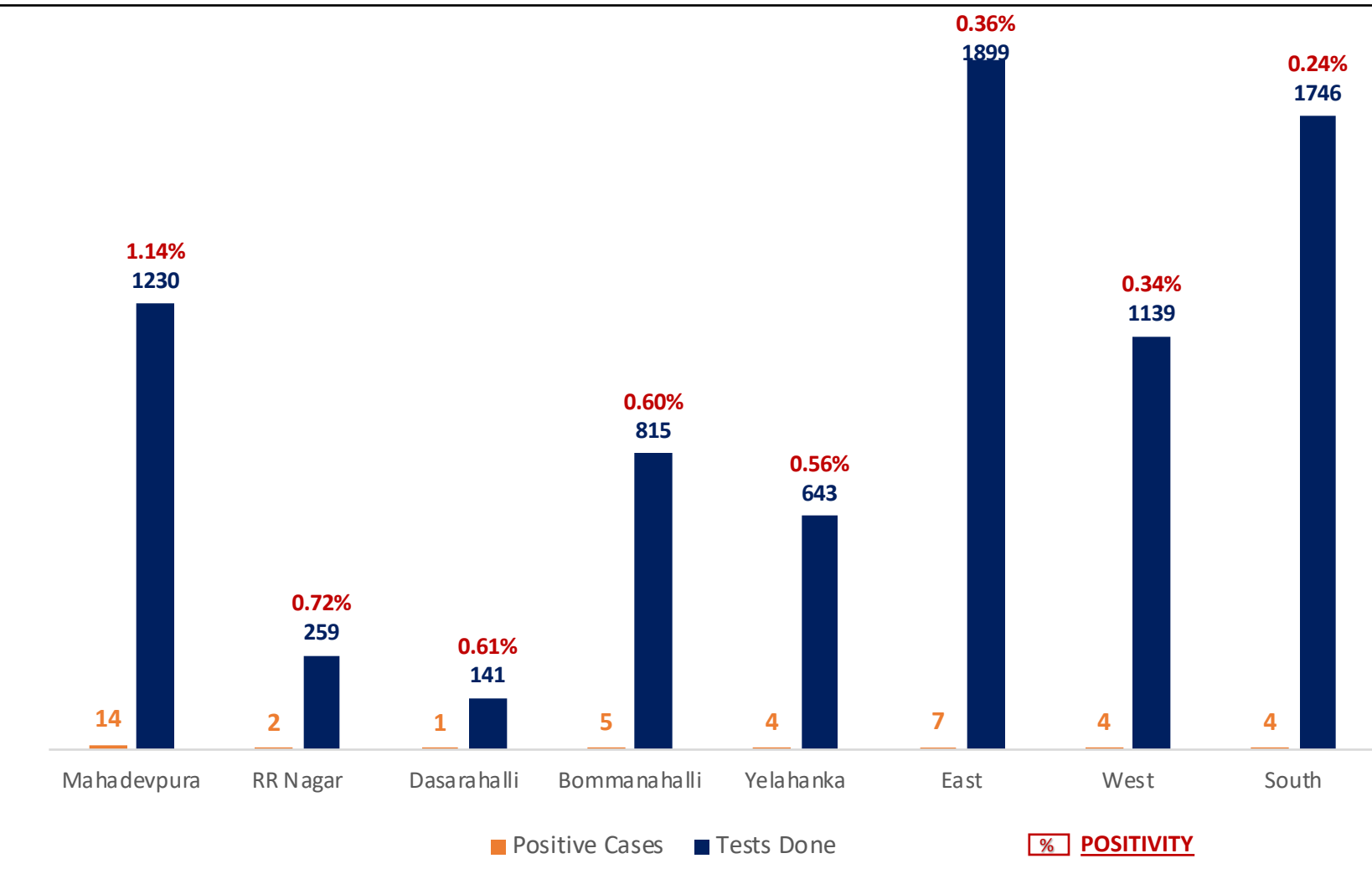


POSITIVITY RATE OF BENGALURU – LAST 21 DAYS





ZONE WISE COVID19 CASE MANAGEMENT FOR LAST 7 DAYS



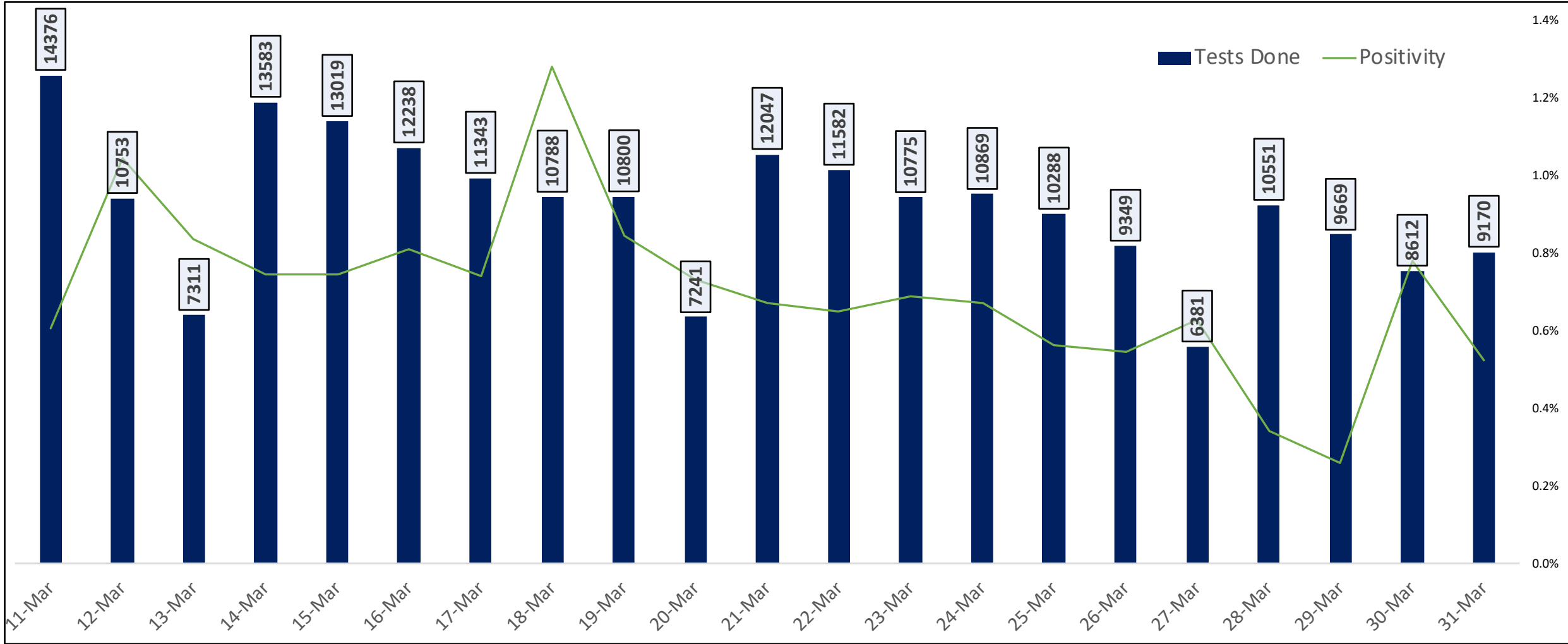
Zone Name	Hospital/CCC	Home isolation	Under Tracing
BOMMANAHALLI	2.86%	97.14%	0.00%
DASARAHALLI	0.00%	100.00%	0.00%
EAST	9.30%	90.70%	0.00%
MAHADEVAPURA	0.00%	100.00%	0.00%
RR NAGAR	0.00%	100.00%	0.00%
SOUTH	4.00%	96.00%	0.00%
WEST	0.00%	100.00%	0.00%
YELAHANKA	0.00%	100.00%	0.00%



TESTING TRENDS IN BENGALURU

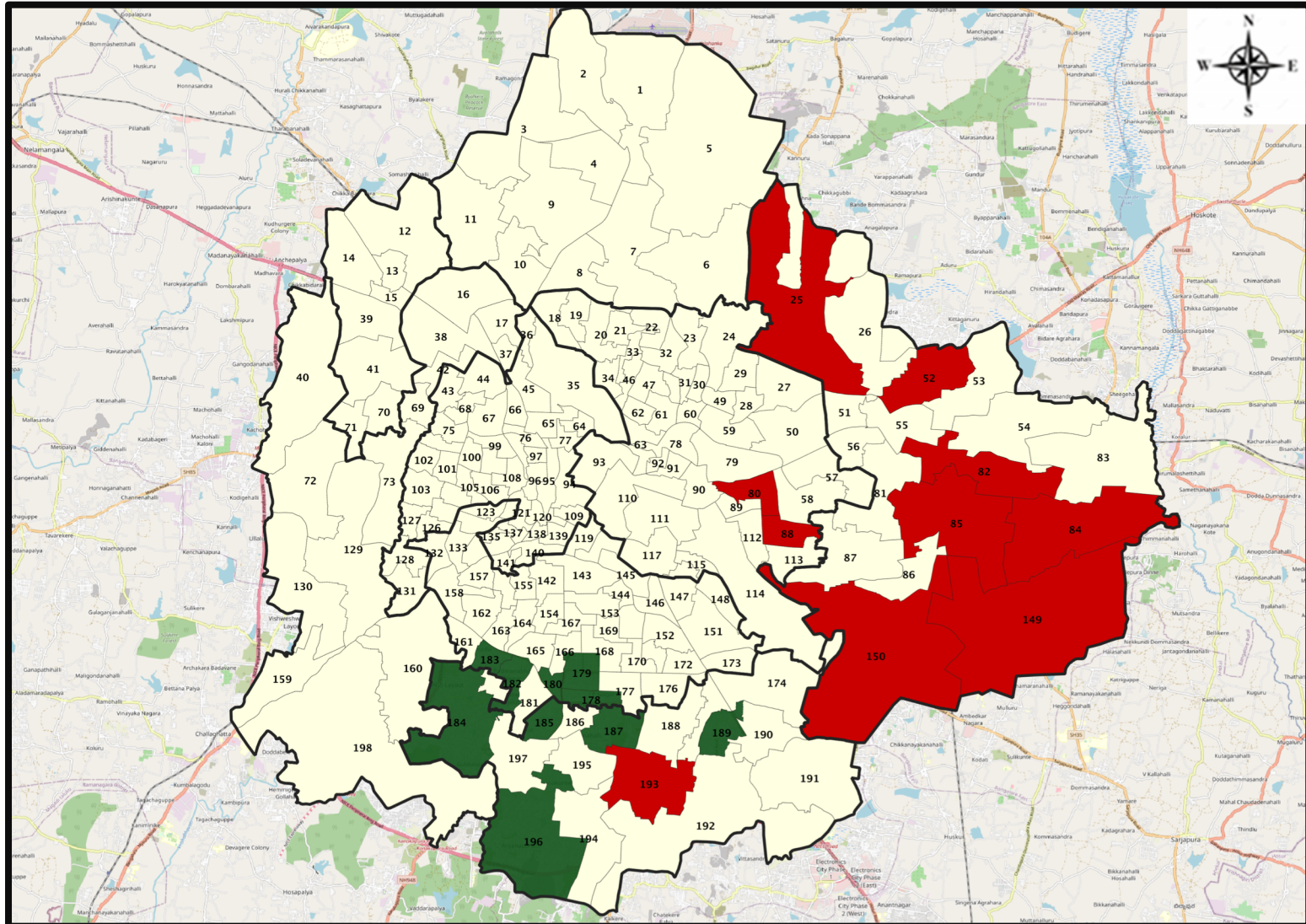


Total Test Conducted Till Date	Test Conducted Last 24 hours	Last 7 Days Average
2,96,47,708	9,170	9,146





BENGALURU URBAN MAP SHOWING TREND OF POSITIVE CASES IN LAST 7 DAYS



Top 10 wards reporting highest number of positive cases in last 7 days

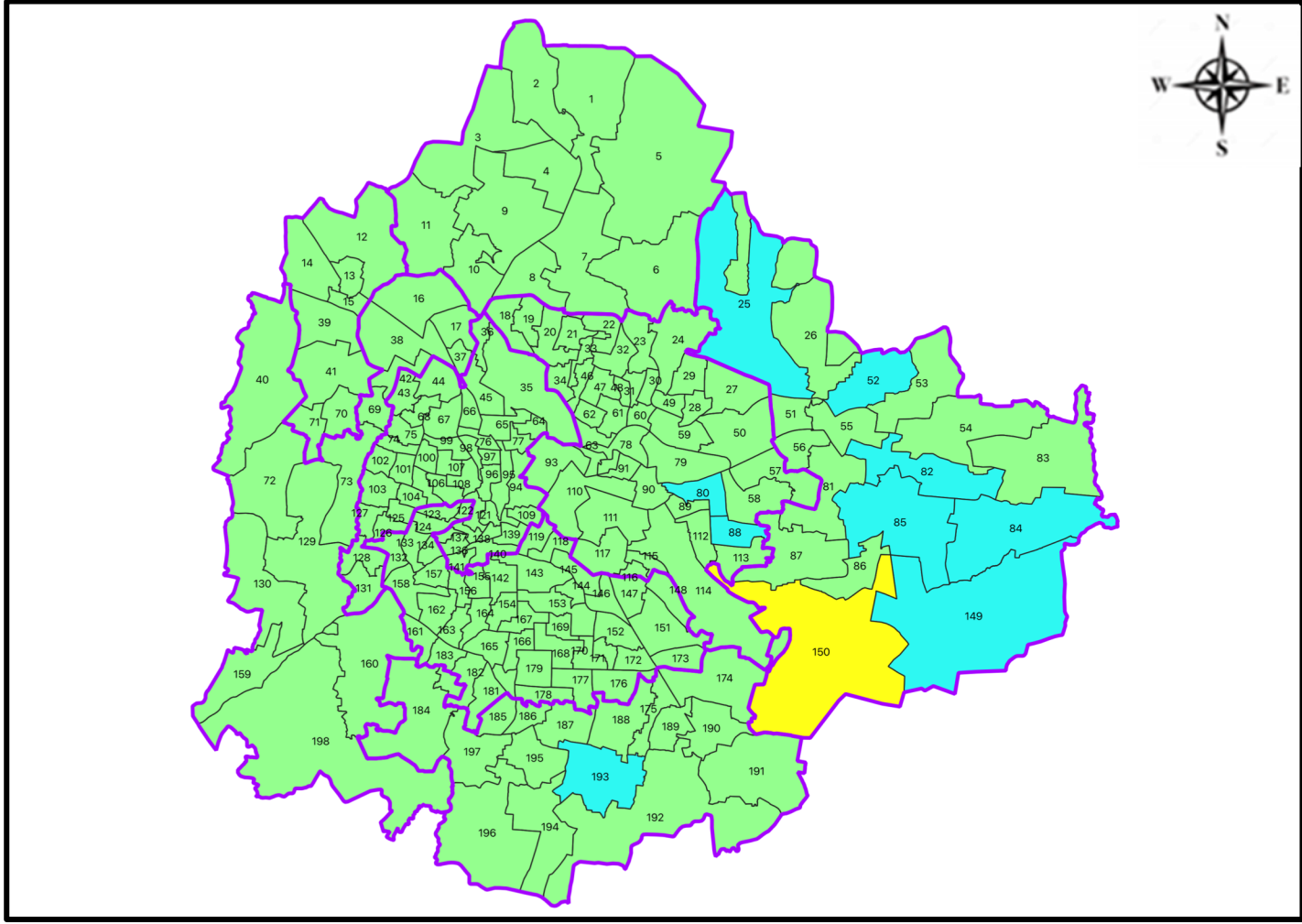
Ward No.	Ward Name	Daily Cases Average
150	Bellanduru	3
82	Garudachar Palya	1
25	Horamavu	1
85	Dodda Nekkundi	1
193	Arakere	1
52	K R Pura	1
84	Hagadur	1
80	Hoysala Nagar	1
88	Jeevanbhima Nagar	1
149	Varthuru	1







Top 10 wards reporting least number of positive cases in last 7 days

Ward No.	Ward Name	Daily Cases Average
196	Anjanapura	0
189	Hongasandra	0
187	Puttenahalli	0
185	Yelchenahalli	0
184	Uttarahalli	0
183	Chikkalsandra	0
182	Padmanabha Nagar	0
180	Banashankari Temple Ward	0
179	Shakambari Nagar	0
178	Sarakki	0



BENGALURU MAP SHOWING INTENSITY OF POSITIVE CASES IN LAST 7 DAYS



-  **Level 1 : 0 to 5 Cases**
-  **Level 2 : 5 to 15 Cases**
-  **Level 3 : 15 to 30 Cases**
-  **Level 4 : 30 to 50 Cases**
-  **Level 5 : More than 50 Cases**
-  **Zone Boundaries**



GOVT. QUOTA COVID BED STATUS AS ON 01.04.2022



SR. NO.	Facility Type	No. of Hospital	Total Allocated Beds for C+ Patients					Occupied Beds for C+ Patients					Net Available Beds for C+ Patients				
			Gen Beds	HDU	ICU Beds	ICU-V	Total	Gen Beds	HDU	ICU Beds	ICU-V	Total	Gen Beds	HDU	ICU Beds	ICU-V	Total
1	Government Medical Colleges	4	120	255	33	27	435	0	0	0	0	0	120	255	33	27	435
2	Government Hospitals	18	637	292	74	95	1,098	1	1	0	0	2	636	291	74	95	1,096
3	Private Medical Colleges	12	178	200	66	35	479	0	0	0	0	0	178	200	66	35	479
4	Private Hospitals	32	181	61	49	42	333	1	0	1	5	7	180	61	48	37	326
5	Covid Care Centre	1	50					0					50				
Total Beds		67	1,166	808	222	199	2,395	2	1	1	5	9	1,164	807	221	194	2,386

* Status as on 01.04.2022 – 05:00 PM



ACTIVE PATIENTS ADMITTED UNDER GOVT. QUOTA



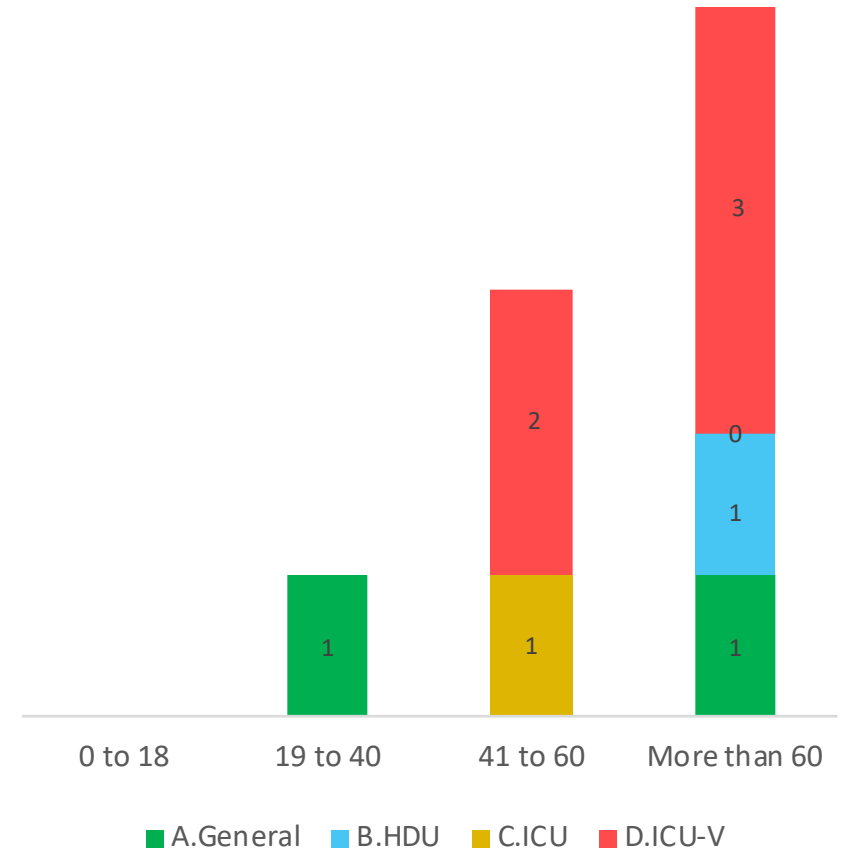
Admission By Bed Type And Number Of Days From Date Of Admission

Days in Hospital	General	HDU	ICU	ICU-V	Total
0 to 7 Days					
8 to 14 Days					0
15 to 21 Days					0
Beyond 21 days	2	1	1	5	9
TOTAL	2	1	1	5	9

* Only Government Quota Admissions through CHBMS considered

* Status as on 01.04.2022 – 04:00 PM

Age Group Distribution Of Active Hospital Admission



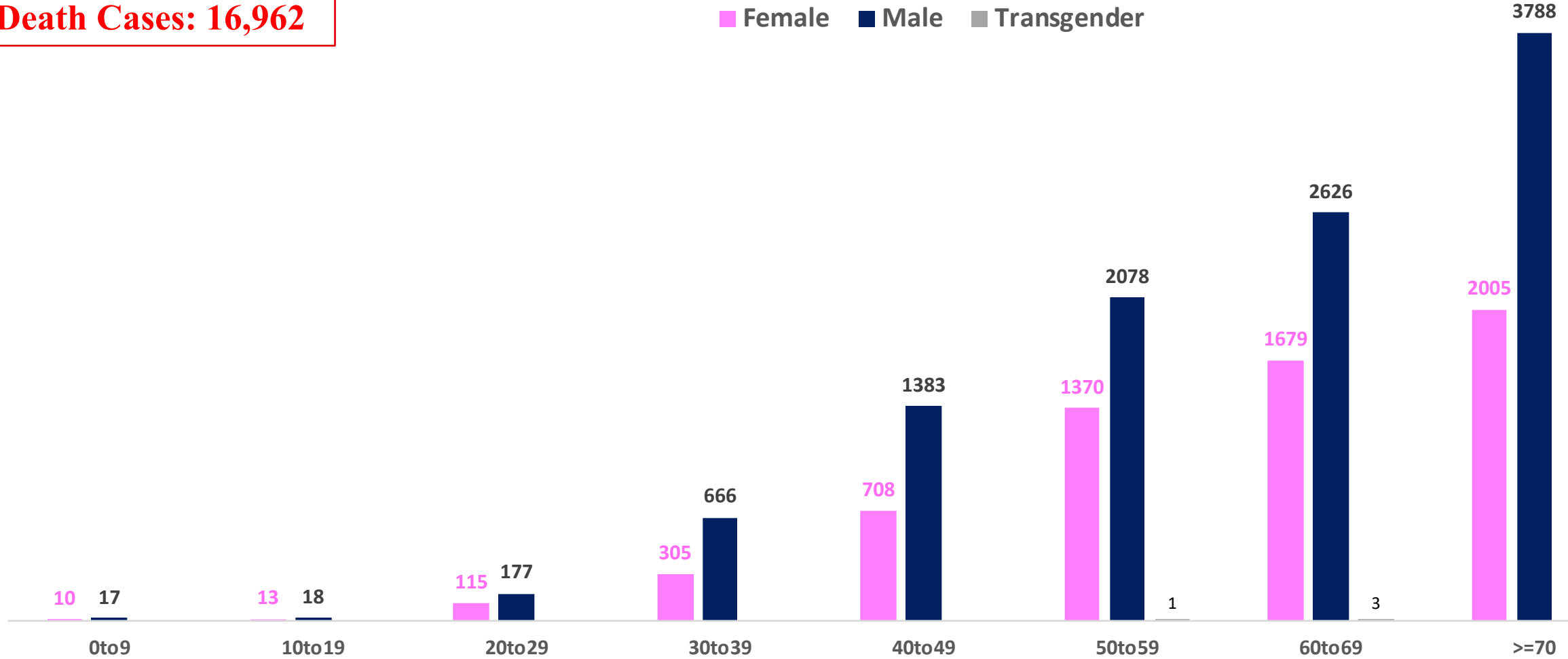


AGE AND GENDER WISE DISTRIBUTION OF DEATH CASES



Death Cases: 16,962

Female Male Transgender





VACCINATION COVERAGE AS ON 31.03.2022



Total Doses Administered

1,84,37,075

▲ 21,333

12-14 years

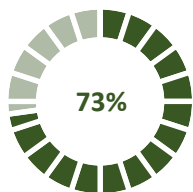
* Eligible Population 2.82 Lakhs

1ST DOSE

27,110

Doses administered

▲ 3247



Total 15-18 years Population : 4.42 Lakhs

1ST DOSE

3,22,368

Doses administered

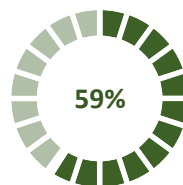
▲ 438

2ND DOSE

2,61,484

Doses administered

▲ 888



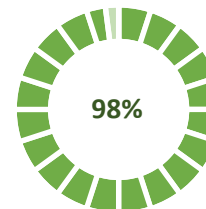
Total adult Population : 91.7 Lakhs

1ST DOSE

89,81,293

Doses administered

▲ 479

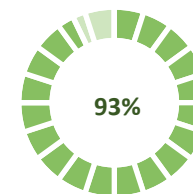


2ND DOSE

85,12,562

Doses administered

▲ 14,568



Priority Group*

Health Care Workers

Dose 1

2,10,258

Doses administered

▲ 1

Dose 2

2,05,775

Doses administered

▲ 77

Frontline Workers

Dose 1

3,81,721

Doses administered

▲ 0

Dose 2

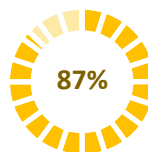
3,71,711

Doses administered

▲ 145

18 - 44 Years Coverage

Dose 1

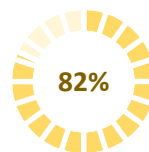


57,19,705

Doses administered

▲ 360

Dose 2



53,76,658

Doses administered

▲ 11,432

PRECAUTION DOSE



3,32,258

Doses administered

▲ 1713

PRECAUTION DOSES ADMINISTERED

Health Care Workers

61,926

Booster Doses administered

▲ 142

Front Line Workers

47,389

Booster Doses administered

▲ 197

60 + Years Coverage

2,22,943

Booster Doses administered

▲ 1374

45 – 59 Years Coverage

Dose 1

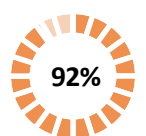


16,91,759

Doses administered

▲ 73

Dose 2



16,23,674

Doses administered

▲ 1770

60 + Years Coverage

Dose 1



9,77,850

Doses administered

▲ 45

Dose 2



9,34,744

Doses administered

▲ 1144



COVID-19 SCENARIO IN BENGALURU AND OTHER METROPOLITAN CITIES



CITY NAME	Positive Cases	Active Cases	Recovered	Deceased	Vaccine Doses Administered
New Delhi	18,64,970	458	18,38,360	26,152	3,26,64,556
Bengaluru*	17,81,688	1,433	17,63,293	16,962	2,12,15,876
Mumbai	10,57,073	280	10,37,234	19,559	2,05,61,481
Chennai	7,51,086	131	7,41,887	9,068	1,02,20,230
Kolkata	4,47,192	272	4,41,264	5,656	97,70,682

Source : <https://dashboard.cowin.gov.in/> at 5:00pm (01.04.2022)
Source : <https://www.covid19bharta.in/> at 5:00pm (01.04.2022)

*includes BBMP & Bengaluru Urban



SNAPSHOT OF COVID-19 CASES IN BENGALURU URBAN



**Total Wards With
<=5 Cases* :
183**

**Tests Conducted
On 31.03.2022:
9,170**

**Recovery
Rate:
98.97%**

**Total
Active Cases :
1,433**

**Total Vaccinated on
31.03.2022:
21,333**

**Positivity
Rate* :
0.51%**

**Active
Rate:
0.08%**

**Case
Fatality Rate* :
0.92%**



*Total positive cases In the past 7 days

*CFR and positivity is for Past 7 days



ಬೃಹತ್ ಬೆಂಗಳೂರು ಮಹಾನಗರ ಪಾಲಿಕೆ
Bruhat Bengaluru Mahanagara Palike




Download BBMP Bulletin	https://apps.bbmpgov.in/covid19/mediabulletin.php
For BBMPCovid19 Bed Status:	https://apps.bbmpgov.in/covid19/en/Bedstatus.php
To register for vaccination :	https://selfregistration.cowin.gov.in/
BBMP COVID19 Dashboard:	https://apps.bbmpgov.in/covid19/
Follow us on:	 www.facebook.com/bbmp.comm1/
	 twitter.com/BBMPCOMM

Issued by:

Honorable Chief Commissioner, BBMP
Special Commissioner Health & IT, BBMP
MD, Bengaluru Smart City Limited

THANK YOU !



75 ನವೆಂಬರ್ 2022
ಅಧಿಕಾರಿಗಳ ಸಂಪನ್ಮೂಲಗಳನ್ನು ಬಳಸಿ; ಜವಬು ಉಳಿಸಿ.

ಆರೋಗ್ಯ ಮತ್ತು ಕುಟುಂಬ ಕಲ್ಯಾಣ ಇಲಾಖೆ
ರಾಷ್ಟ್ರೀಯ ಆರೋಗ್ಯ ಸಂರಕ್ಷಣೆ ಮತ್ತು ಸುಸ್ಥಿರತೆ
ಕುಟುಂಬ ಕಲ್ಯಾಣ ಇಲಾಖೆ

ವಿಶ್ವ ಕ್ಷಯರೋಗ ದಿನ
24ನೇ ಮಾರ್ಚ್, 2022

ರಾಷ್ಟ್ರೀಯ ಕ್ಷಯರೋಗ ನಿರ್ಮೂಲನಾ ಕಾರ್ಯಕ್ರಮ
2025ರ ವೇಳೆಗೆ ಕ್ಷಯರೋಗವನ್ನು ನಿರ್ಮೂಲನೆ ಮಾಡುವ ಗುರಿ

ಕ್ಷಯರೋಗದ ಪತ್ತೆ ಮತ್ತು ಚಿಕಿತ್ಸೆ

ಕ್ಷಯರೋಗದ ತ್ವರಿತ ಪತ್ತೆಗಾಗಿ ಎಲ್ಲಾ ಜಿಲ್ಲಾ ಆಸ್ಪತ್ರೆ ಹಾಗೂ ವೈದ್ಯಕೀಯ ಕಾಲೇಜು ಆಸ್ಪತ್ರೆಗಳಲ್ಲಿ CBNAAT/TRUENAT ಯಂತ್ರಗಳನ್ನು ಪೂರೈಸಲಾಗಿದೆ

ನಿಮ್ಮ ಹತ್ತಿರದ ಸರ್ಕಾರಿ ಆಸ್ಪತ್ರೆಗಳಲ್ಲಿ ಕ್ಷಯರೋಗ ಪತ್ತೆ ಹಾಗೂ ಚಿಕಿತ್ಸೆ ಸಂಪೂರ್ಣ ಉಚಿತ

ಎರಡು ವಾರಕ್ಕಿಂತ ಹೆಚ್ಚು ಕೆಮ್ಮು, ರಾತ್ರಿ ಬೀಳಿ ಜ್ವರ, ಬಿರುಬಿರುಮೆ, ಕಂಠದಲ್ಲ ರಕ್ತ, ಚರತ ಇತ್ಯಾದಿ, ಹೊಸವಾರಿರುವವರು ಕಂಪೌಂಡ್‌ನಲ್ಲಿ ತಕ್ಷಣ ಪತ್ತೆಗೆ ಸರ್ಕಾರಿ ಆಸ್ಪತ್ರೆಗಳಲ್ಲಿ ಕಳೆ ಪರೀಕ್ಷೆ ಮಾಡಿಸಿಕೊಳ್ಳಿ.

"ನಾವೆಲ್ಲರೂ ಜೊತೆಯಾಗಿ ಕರ್ನಾಟಕವನ್ನು ಕ್ಷಯರೋಗ ಮುಕ್ತ ರಾಜ್ಯವನ್ನಾಗಿಸೋಣ"

ಹೆಚ್ಚಿನ ಮಾಹಿತಿಗಾಗಿ 24x7 ಉಚಿತ ಆರೋಗ್ಯ ಸಹಾಯವಾಣಿ 104 ಕ್ಕೆ ಅಥವಾ ನಿಕ್ಷಯ್ ಸಹಾಯವಾಣಿ 1800116666 ಗೆ ಕರೆ ಮಾಡಿ
ವಿಜಯನಗರ ಆರೋಗ್ಯ ವಿಭಾಗದ ಅಧಿಕಾರಿ

